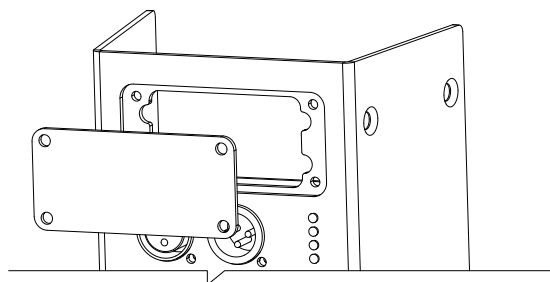
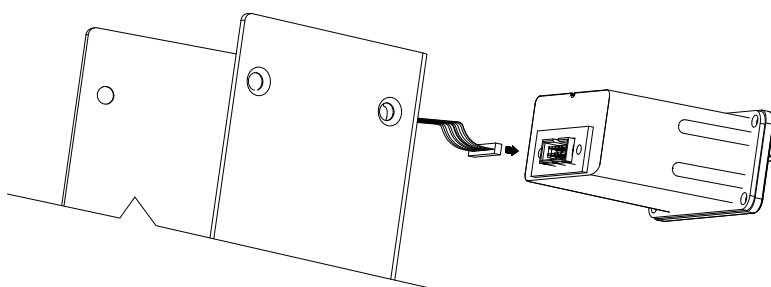


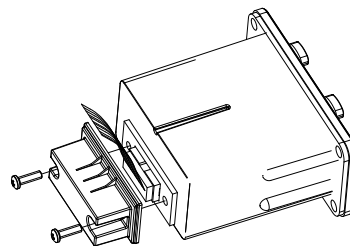
1 - Remove from the speaker  
the RDNet blind panel



2 - Connect the flat cable that  
you find inside the speaker  
to the RDNet plug accessory



3 - The connector cover is assembled  
to the RDNet plug accessory  
to secure and seal the flat cable.  
**DO NOT ASSEMBLE IT ON TTL11A-H**



4 - Finally assemble the RDNet plug  
to the speaker

